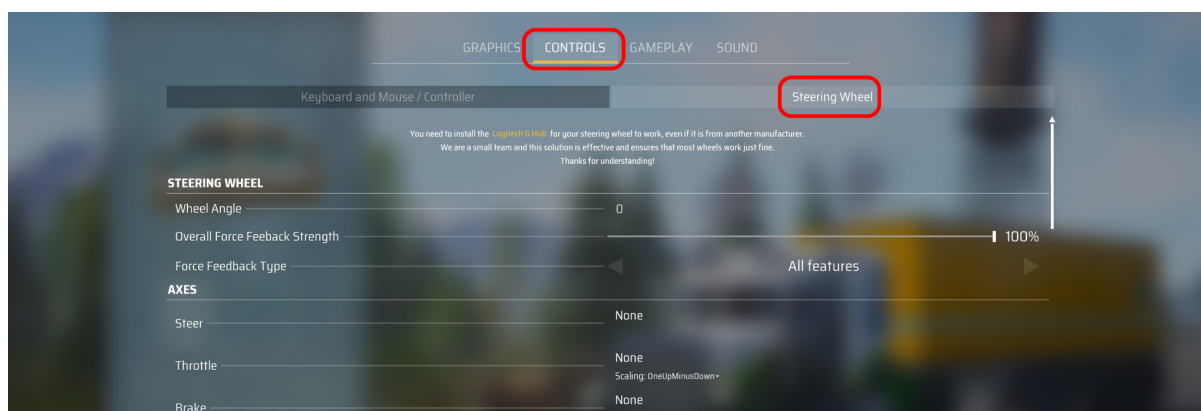


# How to properly connect the steering wheel in Alaskan Road Truckers

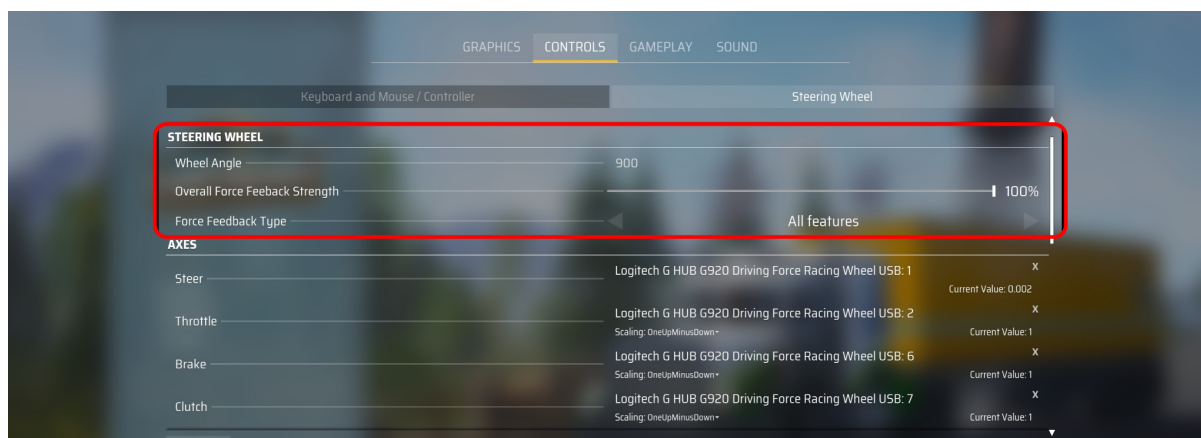
Before you can drive your truck in Alaskan Road Truckers with a steering wheel, you need to follow a few simple steps.

1. No matter what steering wheel you have and what brand it is, download and install the [Logitech G Hub app](#). If the app is already installed, make sure it has the **latest update**. Also make sure that you have **the latest drivers for your steering wheel** installed.
2. Connect the steering wheel to your computer **before starting the game**, in accordance with your wheel's manual.
3. After launching the game, go to **Options > Controls > Steering Wheel**.



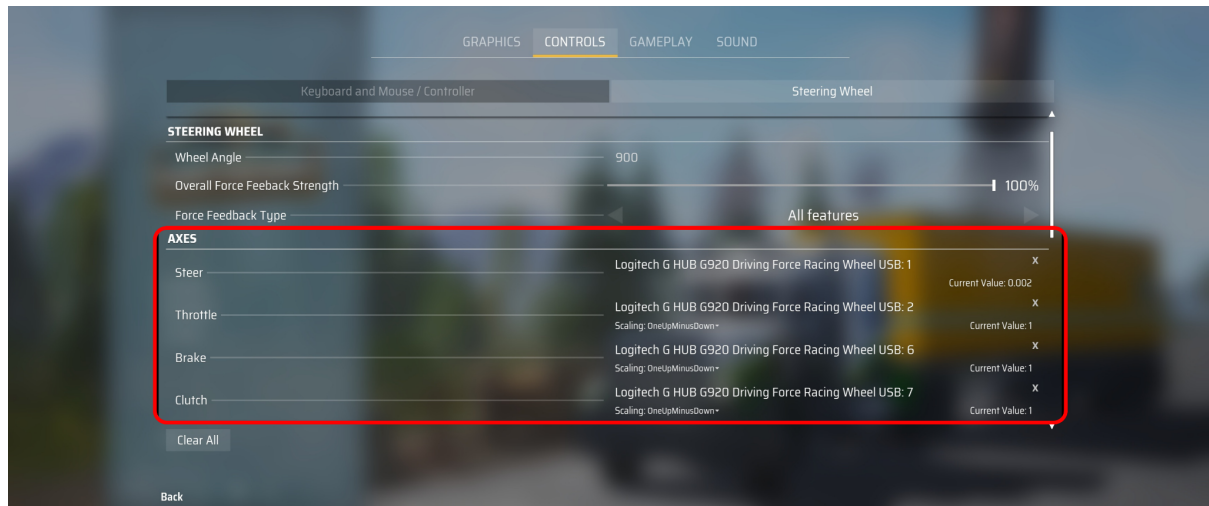
4. In the first section, enter:

- **Wheel Angle** - the maximum total rotation value of your steering wheel (900 in most cases)
- **Force Feedback strength**
- Your preferred **Force Feedback Type**

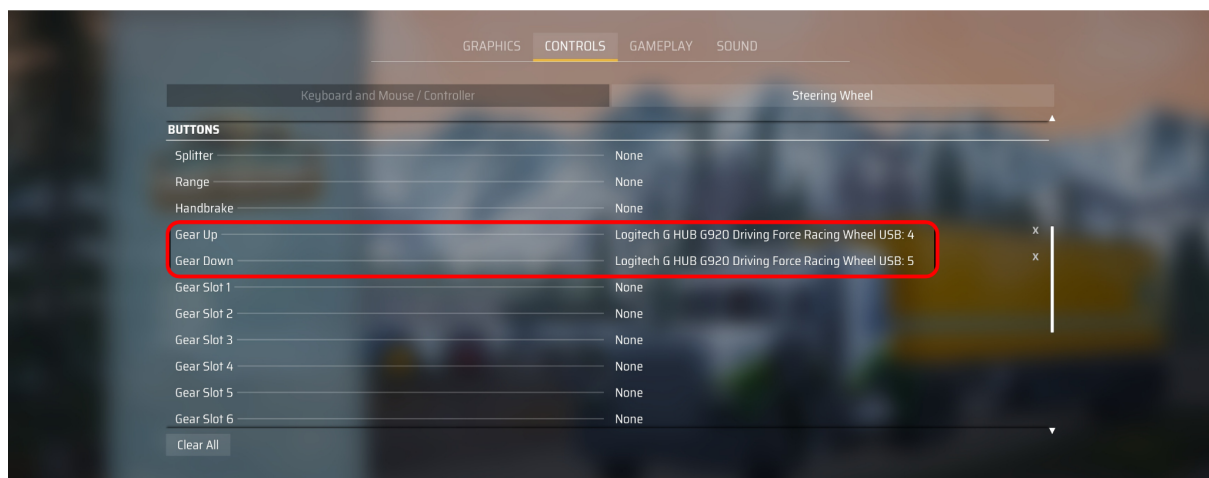


5. In the second section, set the basic control functions. To do this, press “**None**”, and then

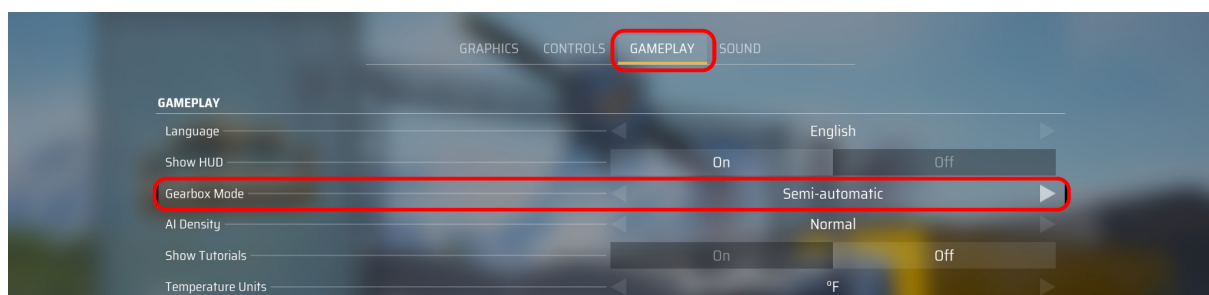
- for **Steer** option - turn the steering wheel
- for **Throttle, Brake and Clutch** options, press the corresponding pedal



6. if you want to drive in **semi-automatic** transmission mode, set the **Gear Up** and **Gear Down** function to the steering wheel controls or buttons, respectively.

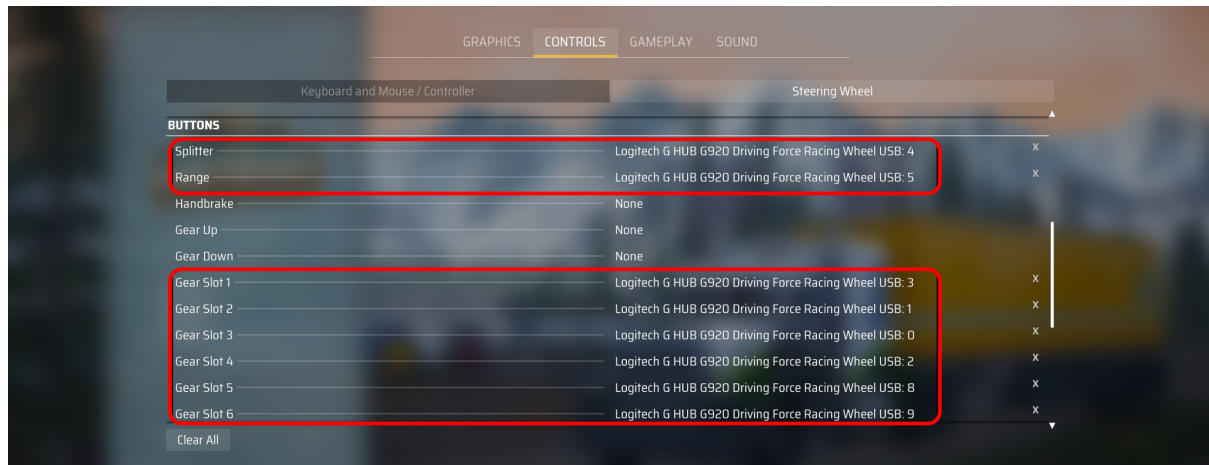


You must also change the gearbox type to **Semi-automatic** by going to **Options > Gameplay > Gearbox Mode**.




7. If you have a manual shifter and want to drive in advanced manual transmission mode then assign each **gear from 1-6** by setting the shifter to the appropriate position.


Additionally, you will need to set **Range** and **Splitter** to one of the steering wheel buttons.



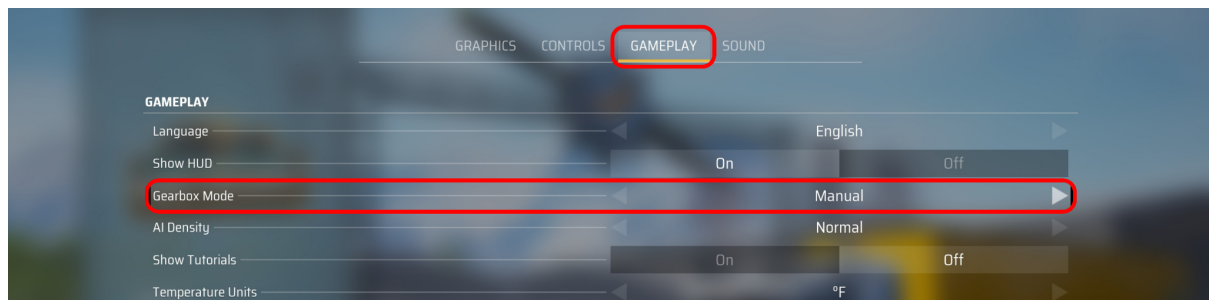
The **Range** function changes the gear layers. When activated, for example gear 1 will change to gear 5, and gear 2 will change to gear 6.



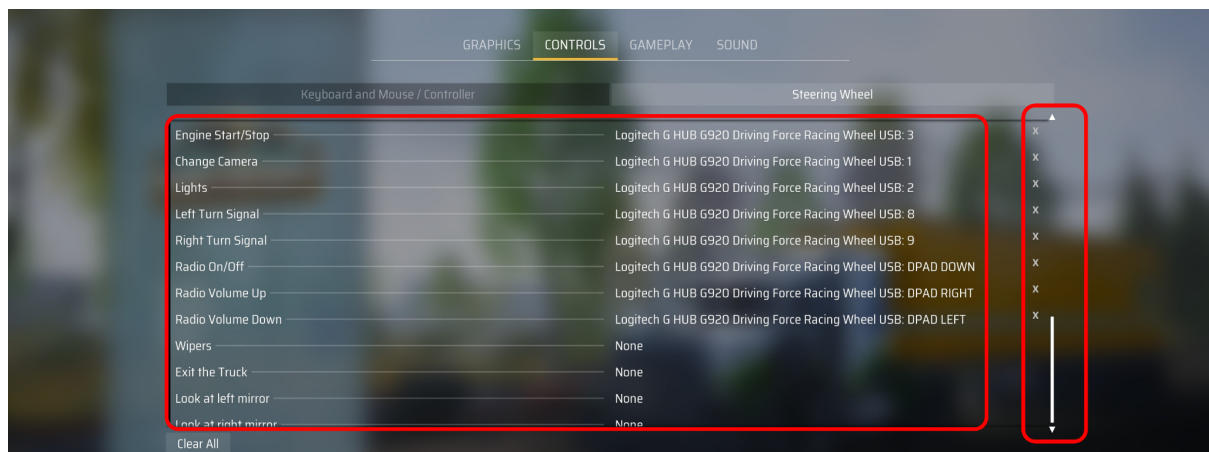
The **Splitter** function turns on half gears.



You'll also need to change the **gearbox type to Manual** by going to **Options > Gameplay > Gearbox Mode**.



**8.** You can also assign **various actions** such as handbrake, engine on/off and others if your steering wheel has additional buttons. Use the slider to the right to see more functions.



## 9. Additional information:

- The steering wheel is only for driving the truck, you can't use it to turn the camera and move on your feet. **You must use the steering wheel in combination with a controller or keyboard + mouse.** To make first-person driving more comfortable, you can switch on the **First Person Camera Prediction** option in Settings -> Controls -> Camera. This will make the camera follow your wheel turns at lower speeds.
- To reverse the truck in **automatic gearbox mode**, **press and hold** the brake pedal when the gearbox is in the Neutral position.
- Remember that **each button can only be assigned to one unique function**, the assignment cannot be repeated.
- Some steering wheel parameters, such as Force Feedback, brake strength and others can be directly set in the application that supports your steering wheel.
- If you're experiencing issues with the steering wheel, **try to run the game in the administrator mode.**

Now go and enjoy your Alaskan Road Truckers experience! And remember to share your thoughts on our [Discord](#).