



GUIDE

WORLD^{OF}
WARPLANES



GET AIRBORNE

CONTENT

GETTING STARTED

Welcome to the skies of World of Warplanes, pilots!
Hangar
Aircraft
First Battle

IN BATTLE

Take Control
Effective Shooting
Enter a Battle
Navigate Your Battlefield
Allied Forces
Teamwork
Aircraft Types
Outboard Weapons
Bombing
Controlling turrets

PROGRESSING IN THE GAME

Battle results
Personal performance
Types of experience
Aircraft upgrades
Aircraft maintenance
Equipment enhancement
Aircraft configuration "Specialist"
Crew upgrades
Property management
Paint shop and decorations
Quick Progression in the Game
Tokens
Playing with Friends
New missions every day
Off we go!



АНГАР

РАЗВИТИЕ

СКЛАД

ПРОФИЛЬ

168 917
КУПИТЬ ЗАПОЛН971 773
ОБМЕН ЗАПОЛН1 444 659
ПЕРЕВОЗGame Info
OpenGuide
Videos

Welcome to the skies of World of Warplanes, pilots!

This **guide** contains all the essential information you need during battle.

To open the guide again, click **About the Game** → **Guide** in the upper-left panel of the Hangar. Also, you can find the guide in the **game menu**.

P-390-15

x3

Bf 110 C-6

x3

Me 210

x3

P-12

x3

AD 10C2

x3

И-5

x3

ТШ-2



Key Interface Elements

- | | |
|------------------------------|-------------------------------------|
| 1 Manage account | 15 Crew |
| 2 Purchase Premium Account | 16 Get gold |
| 3 Tokens | 17 Exchange gold for credits |
| 4 Game Info | 18 Convert experience |
| 5 View specials and missions | 19 Aircraft specifications |
| 6 Go to Hangar | 20 Filter your aircraft |
| 7 Research aircraft | 21 Select aircraft in Hangar |
| 8 Depot | 22 Gather a unit for battle |
| 9 View statistics | 23 Start battle |
| 10 Settings | 24 Select battle type and game mode |
| 11 Home screen | 25 View your contacts list |
| 12 Resupply ammunition | 26 Manage channels list |
| 13 Configure aircraft | 27 Chat |
| 14 Customize exterior | 28 View notifications |

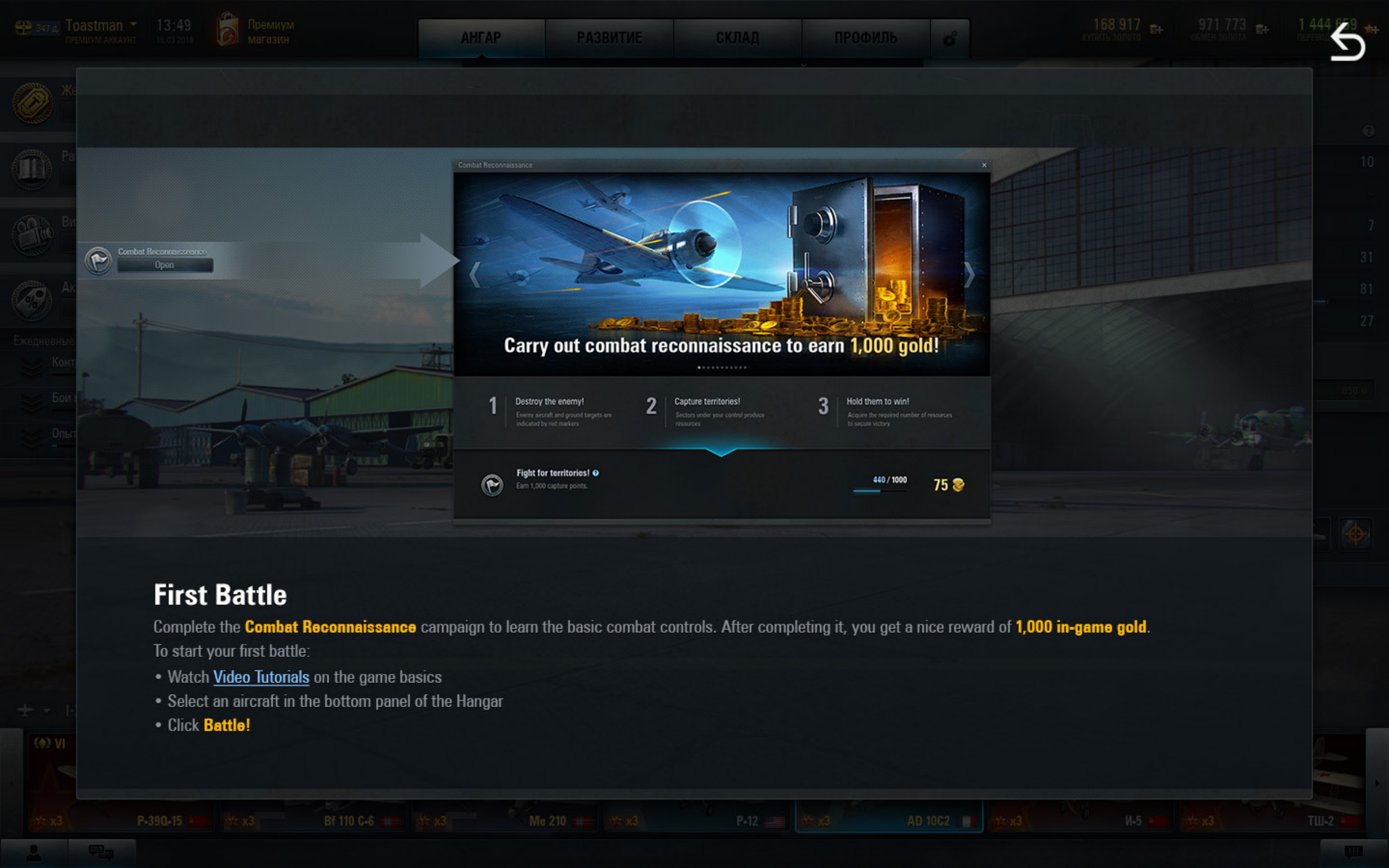
Hangar

Explore your Hangar. This is the main screen of the game where you view all your aircraft, research and purchase new aircraft, mount equipment and consumables, etc. Press **[F1]**, to see tips on the main interface elements.



Aircraft

Go to the **Tech Tree** tab in your Hangar to view all aircraft that exist in the game. There are more than **250 aircraft** of the golden era from Tier I to X at your disposal. Start with Tier I aircraft of any of the five nations and soon you will be able to research and discover each unique aircraft on the Tech Tree tab.



АНГАР

РАЗВИТИЕ

СКЛАД

ПРОФИЛЬ

168 917
КУПИТЬ ЗОЛОТО971 773
ОБМЕН ЗОЛОТО1 444 859
ОБМЕН ЗОЛОТОCombat Reconnaissance
Open

Combat Reconnaissance



Carry out combat reconnaissance to earn 1,000 gold!

- 1 Destroy the enemy!
Enemy aircraft and ground targets are indicated by red markers
- 2 Capture territories!
Sectors under your control produce resources
- 3 Hold them to win!
Acquire the required number of resources to secure victory

Fight for territories!  Earn 1,000 capture points.

440 / 1000 75 

First Battle

Complete the **Combat Reconnaissance** campaign to learn the basic combat controls. After completing it, you get a nice reward of **1,000 in-game gold**.

To start your first battle:

- Watch [Video Tutorials](#) on the game basics
- Select an aircraft in the bottom panel of the Hangar
- Click **Battle!**

P-390-15

Bf 110 C-6

Me 210

P-12

AD 10C2

И-5

ТУШ-2

Guide

×

Getting Started

In Battle

Progressing in the game

TAB

W

R

T

A

S

D

F

SHIFT

X

B

ALT

SPACE

350

X

A

W

F

D

T

S

B

SPACE

SHIFT

— Acceleration

— Sniper mode

— Tilt right

— Capture the nearest target

— Tilt left

— Rocket launch

— Drop the bombs

— Bombing mode

— Turret control

— Air brake

TAB


— Players list and map

ALT

— Additional information

Take Control

Control your aircraft with a mouse and keyboard.
To find a full list of control keys, click **Settings** → **Controls**.





Guide

Getting Started

In Battle

Progressing in the game

Effective Shooting

Use LMB to fire at the target. For better accuracy, consider its flight speed and direction, and then lead it properly.
Use Mouse Scroll or the **[F]** key to switch to sniper mode.



Guide

Getting Started

In Battle

Progressing in the game

Capture and hold sectors

Destroy enemy or neutral aerial and ground targets in a sector to capture it.

Multirole Fighter

V Fw 190 A-1

1 Engage in low- and mid-altitude maneuvering combat

2 Destroy AA guns with outboard weapons

3 Defend your sectors from enemy aircraft attacks

Forward Airstrip

+3 resources every 5 seconds.

Special characteristics:

Can be selected as a spawn point for new aircraft

Attack while flying aircraft of the following types:

Fighter

Heavy fighter

Multirole fighter

Defend while flying aircraft of the following types:

Fighter

Multirole fighter

Equipped with weak AA guns, but protected by a large number of fighters.

Enter a Battle

On the pre-battle loading screen you can see the objective of the battle. Keep an eye out for the useful tips on this screen: the list of missions for your aircraft type and a description of sectors.

Capture and hold sectors

, while destroying enemy air and ground targets. Apply all your skills to take control of the industrial facilities and capture the needed resources. The team that first acquires the required number of **resources**—wins the battle. Press **[F1]** during the battle to see additional tips on the game mode.

x3

P-390-15

x3

Bf 110 C-6

x3

Me 210

x3

P-12

x3

AD 10C2

x3

И-5

x3

ТШ-2

Guide

Getting Started

In Battle

Progressing in the game



Navigate Your Battlefield

Use the **minimap/radar** for navigating in the area of operation. Change the minimap/radar size with the **[+]** and **[-]** keys, and the display scale with the **[0]** and **[9]** keys. Press **[Alt]**, to switch the interface to a more detailed mode. To configure some interface elements, go to **Settings** → **General** → **Advanced Settings**.

Guide

Getting Started

In Battle

Progressing in the game



Allied Forces

Cooperation with allies and coordinated attacks on the enemies are key to winning battles. By default, your allies are marked **blue** in the game, while your enemies are marked **red**. Defenders of the neutral sectors are marked **white**. The arrows in the center of the screen display the position of the nearest enemy aircraft in relation to your aircraft.





Guide

Getting Started

In Battle

Progressing in the game

◆ Shirahama (ASM): Let's go!
◆ Borman (Ar 80): Are you ready?
◆ You: ⚡ Attacking Manfred!

COMMAND:

Teamwork

Use quick commands—the **[F2]** – **[F8]** keys by default—to coordinate with your allies.

Use your mouse to aim at a sector and press **[F2]** to indicate the direction of the attack or defense for your allies.

In a similar way, aim at an aircraft and press **[F4]** to tell your allies you're attacking or defending the aircraft. Find the full list of quick commands in **Settings** → **Controls** → **Chat**.

Also, you can chat with your teammates during a battle. Press **[Enter]** to activate the battle chat.





Guide

Getting Started

In Battle

Progressing in the game



FIGHTERS

Air combat machines geared towards maneuvering combat with a huge variety of tactics.



MULTIROLE FIGHTERS

Universal combat machines meant for completing a wide range of missions. Capable of both engaging in maneuvering combat with an enemy and heavily damaging ground targets with bombs, rockets, and large-caliber autocannons.



HEAVY FIGHTERS

"Hunters" designed for high-speed combat equipped with powerful weapons. They have poor maneuverability and dynamics, but effectively execute powerful attacks from high altitude and often carry defensive armament.



ATTACK AIRCRAFT

Strike aircraft ideal for destroying ground targets. They carry a diverse range of bombing and rocket weapons, autocannons, and machine guns, as well as powerful defensive weapons against enemy fire.



BOMBERS

High-speed aircraft designed to attack ground targets by dropping bombs from a high altitude. They carry a generous load of bombs and a powerful defensive armament.

Aircraft Types

World of Warplanes features five aircraft types, and each of them requires certain tactics on the battlefield.

◆ **Fighters**, ◆ **Multirole fighters** and ◆ **Heavy fighters** are designed to achieve air supremacy.

▼ **Attack aircraft** and ▼ **Bombers** are heavy and powerful aircraft, successfully used to destroy ground targets.

📺 **Video Tutorials** and hints in the game will help you learn more about each aircraft type.



Guide

Getting Started

In Battle

Progressing in the game

Outboard Weapons

If your aircraft carries bombs, point the **bomb marker** directly at the ground target to cause maximum damage
Press **[B]** or **[Space]** to drop bombs.

Aim at the ground target and press **[R]** to launch a rocket. You can also destroy aerial targets using rockets, but this requires considerable skills.



P-390-15

x3

Bf 110 C-6

x3

Me 210

x3

P-12

x3

AD 10C2

x3

И-5

x3

ТШ-2



Guide

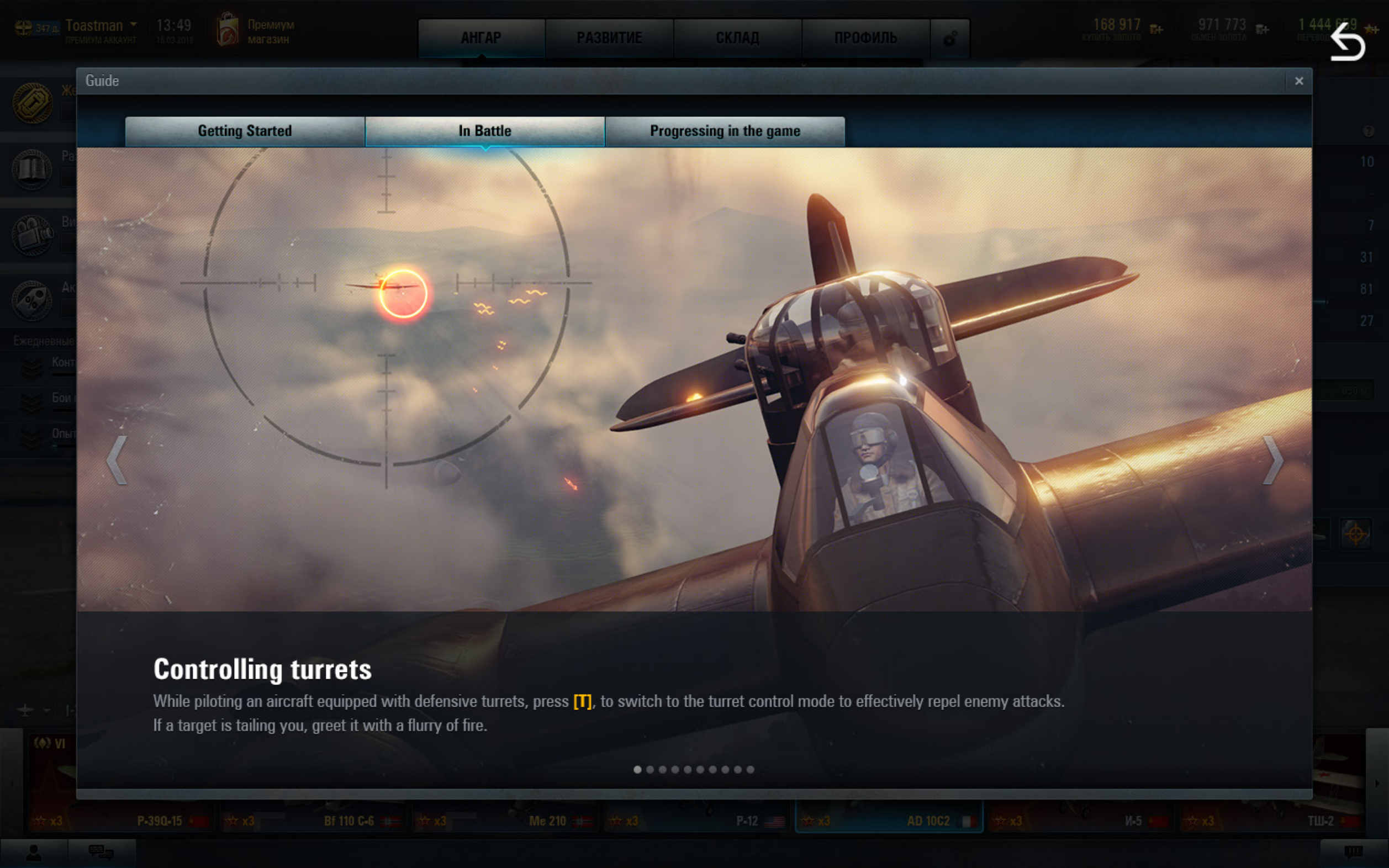
Getting Started

In Battle

Progressing in the game

Bombing

Bombers are very effective in destroying ground targets by bombing them from high altitude. When approaching a target area, press **[Shift]** to switch to the high-altitude bombing mode. When you aim at a target, your reticle is highlighted—press **[B]** or **[Space]** to drop bombs.



Guide

Getting Started

In Battle

Progressing in the game

Controlling turrets

While piloting an aircraft equipped with defensive turrets, press **[T]**, to switch to the turret control mode to effectively repel enemy attacks. If a target is tailing you, greet it with a flurry of fire.



Guide

Getting Started

In Battle

Progressing in the game

Summary

Personal Score

Team Score

Victory!

All enemy aircraft destroyed

668 : 583



10 817

2 877

143

Battle results

You can evaluate your **personal performance**, team actions and battle results on the statistics screen after the battle is over. Pro-active combat actions bring ⚡ **Personal points**. Besides this, you earn **credits** and **experience** based on your battle results. Victory brings more credits and experience than defeat.





Guide

Getting Started

In Battle

Progressing in the game

115
GET GOLD

191 222
CURRENCY EXCHANGE

786
EXPERIENCE EXCHANGE



COMBAT EXPERIENCE

Take off to earn Combat Experience and use it to research modules and more advanced aircraft.



FREE EXPERIENCE

Use Free Experience for research when an aircraft does not have enough Combat Experience.

Types of experience

You can earn **experience** for performing strategic combat actions: destroying enemies, capturing and defending territories, supporting allies, etc. Use experience to research new **aircraft** and **modules**, and improve **crew skills**.





Guide

Getting Started

In Battle

Progressing in the game

HOME SERVICE **UPGRADES** PAINT SHOP CREW

Messerschmitt Bf 110 E 15 632 ★ 20 000 ★

Configuration: **STOCK** SPECIALIST

Engine

Airframe

Cowl-mounted weapon

Cowl-mounted weapon

Turret

Outboard weapon



DB 601 A-1



47 200 ★



DB 601 N



DB 601 F



Bf 110 E




4x 7.92-mm MG-17

(1940) (C)



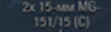
Вооружение отсутствует



2x 20-mm MG-FM (C)



2x 15-mm MG-151/15 (C)



5 350 ★



2x 20-mm MG-151/20 (1941) (C)



7.92-mm MG-15



2 715 ★



7.92-mm MG-81 Z



No weapons



1 600 ★



4x SC 50



2 050 ★



2x SD 250

Me 410 Hornisse

Aircraft upgrades

Upgrade each aircraft in the Tech Tree by mounting advanced **modules** on them. Use the **experience** and **credits** earned in battles to research and purchase these modules. An aircraft with all modules researched acquires **Elite status**. You can convert the **Combat Experience** this aircraft earns into **Free Experience** this aircraft earns into **Free Experience** and accelerate **crew training**. All Premium aircraft are also **Elite**.



P-390-15

x3

Bf 110 C-6

x3

Me 210

x3

P-12

x3

AD 10C2

x3

И-5

x3

TWS-2



Guide

Getting Started

In Battle

Progressing in the game

HOME SERVICE UPGRADES PAINT SHOP CREW

Blenheim Mk.IV (early mod.)



Equipment



Consumables

Resupply automatically



Aircraft maintenance

The ⚡ **personal points** earned in battles can be converted into 💰 **credits**, and used to purchase advanced modules, equipment and consumables. In the **Service panel** you can mount equipment and load consumables to gain a combat advantage. Additional equipment can noticeably improve aircraft characteristics. Use it to enhance your aircraft and adjust it to your playstyle.



Guide

×

- Getting Started
- In Battle
- Progressing in the game

Enhance Equipment

×

Before:



Stock Optical Sight

+10% Firing accuracy

-5% Pilot's resistance to injuries

Technological level and calibration range before enhancement:

100

100

148

Effects after enhancement:

After:



Improved Optical Sight

+11,9% (+1.9%) Firing accuracy

-9,2% (-4.2%) Pilot's resistance to injuries

Technological level and calibration range after enhancement:

200 (+100)

200

258

Additional bonus characteristics: (+1)

Enhancement Price:

10 000

+

10

+

1

Enhance

Close

Equipment enhancement

There are four equipment **quality levels**: Stock, Improved, Advanced and Ultimate. Use special Materials, earned by winning battles, to increase the equipment quality. When an aircraft acquires **Elite status**, you can get a **"Specialist" configuration** for it and continue its enhancement. Mount more equipment and use the benefits of Advanced and Ultimate equipment to maximise your aircraft's battle performance. Use Materials to **Calibrate** equipment and maximize its efficiency.

☆ x3

P-390-15

☆ x3

Bf 110 C-6

☆ x3

Me 210

☆ x3

P-12

☆ x3

AD 10C2

☆ x3

И-5

☆ x3

ТШ-2

VI



Guide

Getting Started

In Battle

Progressing in the game

HOME SERVICE **UPGRADES** PAINT SHOP CREW

Bristol Beaufighter 15 632 ★ 20 000 ★

Configuration: STOCK **SPECIALIST**

Engine

Airframe


Cowling-mounted weapons

Cowling-mounted weapons

Turrets

Outboard weapons

Outboard weapons



Hercules VI

Beaufighter

6x .303 Browning Mk II (W)

4x 20-mm Hispano Mk I (C)

303 Vickers K

2x 500 lb

8x RP-3 SAP

No weapon

No weapon

Benefits of the "Specialist" configuration:

Details



Next Tier aircraft: DH.98 Mosquito

Beaufighter

Bristol Beaufighter

V Heavy Fighter



Crew

100% Pilot


100% Gunner

100% Gunner

Upgrades




Equipment



Consumables



Paint Shop



Aircraft configuration "Specialist"

When an aircraft acquires **Elite status**, you can get a **"Specialist" configuration** for it and continue its enhancement. Mount more equipment and use the benefits of Advanced and Ultimate equipment to maximise your aircraft's battle performance.



P-390-15

x3

Bf 110 C-6

x3

Me 210

x3

P-12

x3

AD 10C2

x3

И-5

x3

ТШ-2

Guide

Getting Started

In Battle

Progressing in the game

HOME

SERVICE

UPGRADES

PAINT SHOP

CREW

Crew

100% Pilot

Tai Wakamatsu Fumiyoshi

Barracks

Personal File

Wakamatsu Fumiyoshi

Tai

Proficiency: 100%

Pilot A6M2

Currently controls the aircraft

A6M2

V Fighter

Skills

Free skill points 0

XP to next skill point: 944 250

Accelerate

Universal Skills

Special Pilot Skills

Reset

Master Skills

Close

Crew upgrades

An aircraft crew can consist of a pilot or a pilot and a gunner. Each crew member has a **major proficiency**, the level of which determines the combat performance of an aircraft. After training a major proficiency to 100%, each crewmember can master **additional skills**. Go to **Barracks** to see all crewmembers.



Guide

Getting Started

In Battle

Progressing in the game

SELL PURCHASE

I-X	ABC							
	Skua Multirole Fighter	59	19	78	93	13	93	38 000  Research
	A4N Fighter	20	0	15	29	41	29	3 800 
	A6M3 (exp.) Fighter	82	0	38	46	61	46	3 000 
	P-23 Fighter	18	—	25	19	97	19	In battle
	Ar 68 Fighter	16	—	15	28	73	28	3 300 
	I-15 Fighter	31	—	15	29	84	29	3 000 
	I-16 (e.) Fighter	25	—	10	33	78	33	Repairs

AIRCRAFT

Nation:

All nations

Aircraft type:

All types

Aircraft Tier:

I

X

☒ Display premium
and Special Reward aircraft

UPGRADES

EQUIPMENT

CONSUMABLES

MATERIALS

Property management

Go to the **Depot** to see all your property, including aircraft and the modules mounted on them, equipment, consumables and ammunition. There, you can also **purchase** or **sell** property for **credits**. Use **filters** to search for the required type of property.





Guide

Getting Started

In Battle

Progressing in the game

Map Types

Summer
No additional concealmentWinter
No additional concealmentDesert
No additional concealmentMarine
No additional concealment

Nose Art

Nose

Emblems

Nose

Total

0

Apply

Paint shop and decorations

To change the look of your combat machine, go to the **Paint shop** tab to choose **Paint Schemes**, **Emblems** and **Nose art**.

Summer, Winter, Desert and Marine Paint Schemes serve as additional camouflage on the relevant maps. Use credits earned in battles or in-game gold to purchase Paint Schemes and decorations.



P-390-15

Bf 110 C-6

Me 210

P-12

AD 10C2

И-5

ТШ-2



Guide

Getting Started

In Battle

Progressing in the game

AlexSerfer_2002
PREMIUM ACCOUNT

Premium
Shop

Purchase Premium

115
GET GOLD

191 222
CURRENCY EXCHANGE

786
EXPERIENCE EXCHANGE



GOLD

Purchase aircraft and property
to boost your combat performance.



PREMIUM ACCOUNT

Earn more credits and experience in battles
and gain access to more advanced aircraft.

Quick Progression in the Game

A special in-game currency — **gold** — allows you to progress quickly in the game.

Premium Account allows you to earn more credits and experience in battles. You can use gold to get advanced consumables, ammunition, unique Premium aircraft, an upgraded Hangar and other bonuses. Purchase Premium Account time in the game client or in the [Premium Shop](#).



Guide

Getting Started

In Battle

Progressing in the game

Auto-Search

Tiers ☒ I-IV ☒ V-VII ☐ VIII-X

Auto-Searching for Flight... 0:03

Players searching for Flight member: 1535

NAGIBATOR_6_ACKYSOTONA

Iskander_fillipovich

Chkalov_1999

Username_777

Iskander_fillipovich

✕ Chkalov_1999

Iskander_fillipovich

Contacts

Contacts

Search Players

Ivan_Hausefree

Vovan_666

Hippopotamus

Play in Flight

BATTLE!

Combat Flight

F4F

I-5 x2

Ar 65 x2

Ao 192 x2

Type-91 x2

Goldfinch x2

Purchase Aircraft

Vacant slots: 0

Purchase Slot

Playing with Friends

World of Warplanes — is a team game to be played with friends. Left-click on a player's name in the game client (in the battle results window or a chat channel) to add the player to your **contacts list**. **Invite other players to join a flight** and fight side by side! Your flight member is highlighted in orange in the battle interface. If you haven't found friends in the game yet, use **Auto-Search for a Flight Member**. It will automatically pick a flight member for you among the players searching for a game.



Guide

Getting Started

In Battle

Progressing in the game

Not One Step Back!

Earn the required number of personal points when capturing command centers.

I-IV tier 0 of 40 000

Bonus to credits: +50 000

V-VII tier 0 of 40 000

Bonus to credits: +100 000

Bonus to Free Experience: +750

VIII-X tier Aircraft not purchased

Bonus to credits: +150 000

Bonus to Free Experience: +1 000

Award for fulfilling all conditions 10

Daily missions can be completed only in the Conquest mode.

Specials and Missions

Missions

Operation Orders

Current

Display missions available only for the selected aircraft

Combat Weekdays, Part 3
Win 15 battles and cause 30,000 HP of damage...


0%

Combat Weekdays, Part 2
Earn 1,000 XP in a single battle and win the battle...

x1.25

Combat Weekdays, Part 1
Earn 7,000 personal points in a single battle and win...

x1.25



Earn 7,000 personal points in a single battle and win the battle while flying the required aircraft. Mission can be completed multiple times.

Award:

Bonus to experience: x1.25

Mission expires in 3 d

New missions every day

Completing **daily battle missions** daily battle missions. There are **three battle missions** available at a time. Complete them to gain an in-game advantage and even Tokens as a reward! You can replace a battle mission with another one **once every 24 hours** — . If there are additional game events available, you can see them in the **Battle missions** window.





Guide


Getting Started

In Battle

Progressing in the game

Off we go!

Congratulations, pilot! The introductory course is over. Now you are ready to take off and conquer in **World of Warplanes**! However, there is still a lot to learn and master. Get additional information about the game from the following sources:

- **Video Tutorials** in the game client — ;
- The game [website](#) and [Developers blog](#);
- The official [forum of the World of Warplanes game community](#).

We wish you epic battles and grand victories! Click **Battle**, and soar into the skies of **World of Warplanes**!

ROGER!



WARGAMING.NET

LET'S BATTLE

