

Instruction Manual - How to select stage

Ikémen Point Your total score.



Select a stage to play.

Button for turning a page.


Require Ikémen Point to unlock this stage.

View the puzzles you have completed.


Pause game and change settings.

Quit the game.

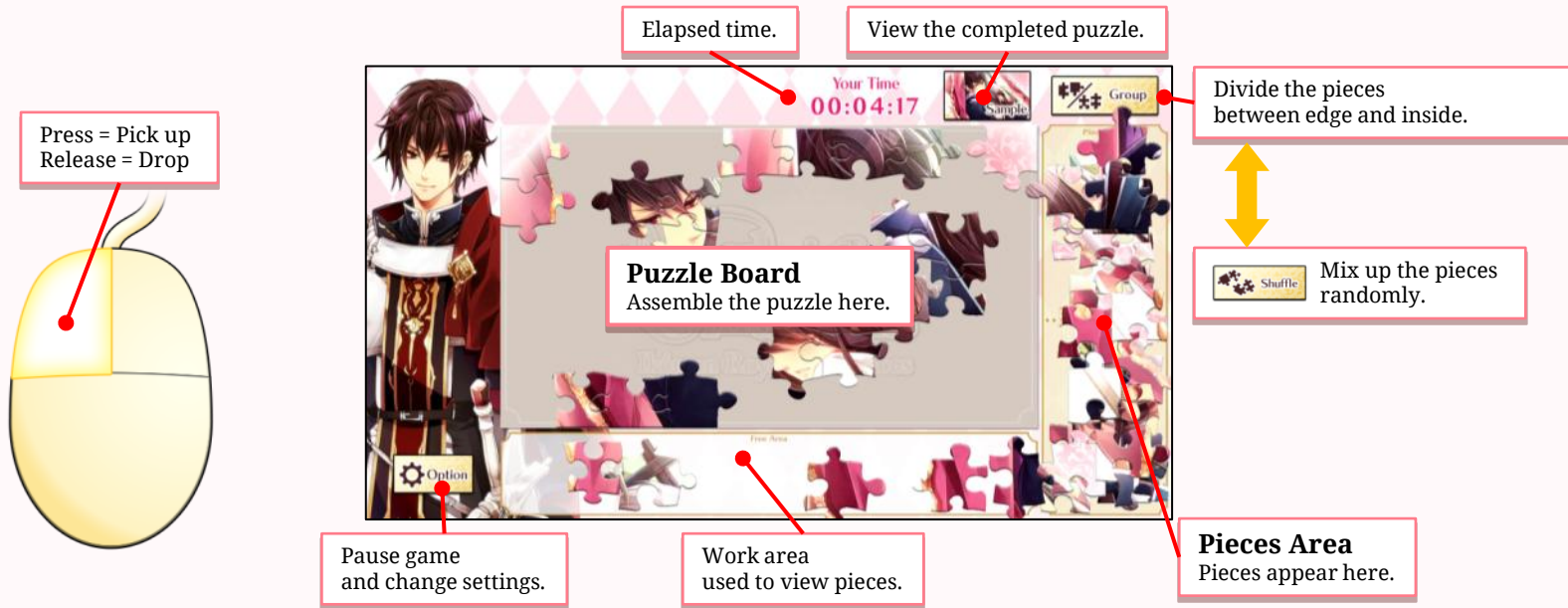
Select a picture to play.
Then, select the number of pieces from 60,240,350.



When selecting "Ikémen" (Ikémen Mode), select the number of pieces next.



Instruction Manual - Classic Mode



Save Game

Saves automatically along with puzzles progresses.
Game resumes from where ended previously.
Select "Restart" from "Options" when starting new game.

Instruction Manual - Ikémen Mode

Limited time to assemble.

Score of this puzzle.

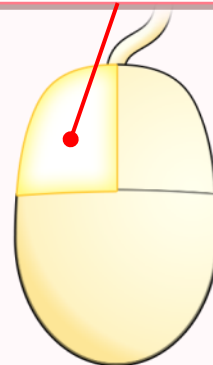
The number of consecutive correct answers.



View the completed puzzle.

Pause game and change settings.

Press = Drop a piece



Put the piece in the correct position with a hint on its shape and pattern.



If you put a piece in the correct position, you will get a new piece.



Get bonus points in a row correct answers.

Save Game

Saves automatically along with puzzles progresses. Game resumes from where ended previously. Select "Restart" from "Options" when starting new game.

Instruction Manual - Unlock the new stage

9999
IKÉMEN Point



If your Ikémen Point is below the required points, you can not play that puzzle.

You can get the Ikémen Point by playing "Ikémen Mode".

10000
IKÉMEN Point



If your Ikémen Point is above the required points, you can play that puzzle.