


Controls



Brake/ Reverse (LT)

(stop and tap again to reverse)

Accelerate (RT)

Balance

**Respawn at
checkpoint**

Accelerate


Brake/ Reverse

**Respawn at
the start**

Pause menu



Controls



Pause menu




Accelerate

Brake/Reverse

Respawn at
checkpoint

Balance

Progress



Unlock new Tracks by collecting the required number of Stars.



You'll be rewarded with 1-5 Stars per track. The number of Stars you get depends on your:




Score in Stunt Mode.



Time in Time Attack Mode.



Stunt Mode



**Perfect different Stunts and score as many points as you can.
Extra points are added for the time you have left over.**

**You can perform Stunts in places marked with
special signs on the Track:**


Highest jump



Longest jump



Precise aim



Speed check




Flip meter



Perform great Stunts and your rider will pull some crazy Tricks.



Stunt Records



Stunt Records are displayed on special Billboards next to every Stunt on the Track.

To change who you want to compete with, go to Leaderboards and pin the appropriate Leaderboard icon:



- compete with yourself,




- compete with your Friends' best score,



- compete with the world's best score.



Time Attack Mode



The goal is obvious. Finish the track as quickly as you can.


Time Attack Ghosts

In Time Attack you'll compete with a Ghost rider, which represents the fastest time on each Track.

Same as in Stunt Mode, you can compete with yourself, your Friends' fastest time or the world's fastest time.

See Stunt Records page to set who you compete with.

Personalize your Records



Stunt Recordholders' avatars are displayed on special Billboards next to the corresponding Stunts.

All players can see who is the BEST STUNTMAN IN TOWN!


Get yourself on the Billboards.

These avatars are also used on summary screen after each track.





Cash and Customize



Collect cash placed on Tracks (including in hidden areas) and use it to:

- upgrade you bike to improve your scores
- buy new outfits to ride with your own style!

You can buy new parts and customize your Bike at the Garage, which pops up just after you select the Track.

To customize your outfit select Customization option in Main Menu.